



Connect in ENGLISH

TEACHER'S COMPANION

COMPREHENSIVE LESSON PLANS • ANSWER KEY

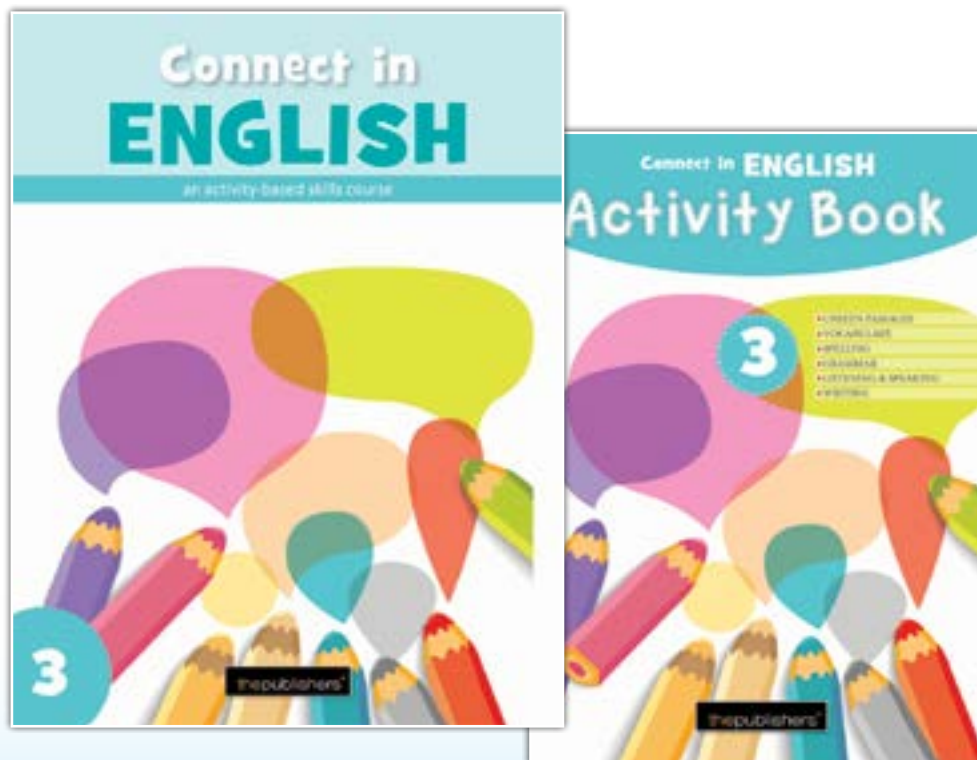


3

Connect in **ENGLISH**

TEACHER'S COMPANION

COMPREHENSIVE LESSON PLANS • ANSWER KEY



3

thepublishers™

Contents

1. A Gift for Ryan	3
2. The Kite that Could	9
<i>What is Pink?</i>	17
3. The New Club	18
<i>Tommy's Five Sense</i>	23
4. May's Breakfast	25
<i>The Pond in the Village</i>	32
5. Earth Day	33
<i>Seeing things</i>	40
Model Test Paper 1	42
Revision Fun 1	45
6. Aladdin and the Magic Lamp	47
7. I Love My Baby	53
<i>On the Way Home</i>	59
8. Mr Sun Takes a Holiday	61
9. Tara and Alec	69
<i>The House that Jack Built</i>	76
10. Prudent Hans	78
Model Test Paper 2	84
Revision Fun 2	87

1.

A Gift for Ryan

Lesson Plan

Learning Objectives:

- To develop cognitive and reasoning skills
- To develop comprehension skills
- To develop correlation between the text and the pictures
- To develop life skills

Engagement:

- Ask the students the following questions:
 - ◆ What is a birthday?
 - ◆ When is your birthday?
 - ◆ How do you celebrate your birthday?
- Read aloud the content given in 'Get Set!' and ask the students to do the given exercise. Discuss the answers with them.
- Ask them to get balloons of their favourite colour and help them decorate the class. After it's done, ask them to count the number of balloons of each colour.
- Ask them to make cards for their friends to wish them 'Happy Birthday!'
- Read the lesson aloud in the class. Help the children correlate the text with the given pictures.
- Divide the class into two groups, one group will have students whose birth date is an odd number and the other group will have students whose birth date is an even number.
- Ask students to read the lesson silently first and then give a chance to them to read it aloud to the class.
- Discuss the given exercises and help the students complete them after the lesson.

Learning Outcomes:

- Students will be able to develop cognitive and reasoning skills.
- They will be able to develop comprehension skills.
- They will be able to develop correlation between the text and the pictures.
- They will be able to develop life skills.

Answer Key: Main Course Book

Get Set!

Accept all appropriate answers.

Read and Understand

A.

1. It was his eighth birthday.
2. Ride the bike and kept falling.
3. He hit a tree and fell.
4. Holding the bike.
5. More confident.
6. Could ride the bike.

B.

1. Ryan's grandmother gave him a bike.
2. He could not keep his balance and kept falling.
3. Ryan was very disappointed.
4. Sally told him not to give up and offered help.

C.

The correct order:

3. He hit a tree and got hurt.
5. He was very happy when he finally learnt how to ride his bike.
4. Sally offered to teach him to ride the bike.
1. Ryan was very excited to get a bike as a gift.
2. He tried to ride his bike but kept falling.

D.


1. Helpful, loving, friendly
2. Accept all appropriate answers.
3. Accept all appropriate answers.

Word Wise

E.

- Old
- Dull, cloudy
- Short
- Rough
- Slowly, warm
- Uphill, black
- Large

F.



- G.** ate tone made pine hate huge
note cube dine tape tube kite

H.

The correct order:

1. apple card hill money shop
2. ink jar kite lamp pearl

- I.** Accept all appropriate answers.

Use Grammar

J.

1. Ryan got many presents on his birthday.
2. He liked his new bike very much.
3. He wanted to learn to ride his bike.
4. He kept falling off his bike.
5. Sally taught him to ride his bike.

K. Accept all appropriate answers.

L.

1. left
2. First ; reached
3. Then ; turned
4. along
5. down
6. another
7. Finally

Life Skills

M. Accept all appropriate answers.

Listen Carefully

N. Accept all appropriate answers.

Speak Well

O. Accept all appropriate answers.

Conversation Practice

P. Accept all appropriate answers.

Answer Key: Activity Book

Read and Understand

A.

1. a. chocolate
2. c. evening
3. c. played and sang
4. c. bicycle

B. Accept all appropriate answers.

Word Wise

C.

- | | | | |
|-----------|--------|----------|----------|
| 1. fruit | basket | suitcase | file |
| 2. water | box | cupboard | bottle |
| 3. paper | can | file | glass |
| 4. shirt | file | glass | cupboard |
| 5. book | garden | shelf | jar |
| 6. shoe | rack | pile | basket |
| 7. bread | glass | box | carton |
| 8. flower | chair | cushion | vase |

D.

1. unwrapped
2. disappear
3. disobey
4. unhealthy
5. unlock

Spell Right

E.

1. white

2. singing
3. collar
4. balloon
5. plate
6. late
7. write
8. pepper
9. whale
10. rate
11. pillar
12. slipper
13. mole
14. yellow
15. table

Understand Grammar

F.

1. It is Amber's birthday today.
2. When is your birthday?
3. What a lovely gift this is!
4. I love to eat chocolate cake.
5. What fun it is to ride a bicycle!

G. Accept all appropriate answers.

Listen and Speak

H. Accept all appropriate answers.

Write Well

- I.** down, reach, cross, straight, end, left, front.

2.

The Kite that Could

Lesson Plan

Learning Objectives:

- To develop cognitive and reasoning skills
- To develop comprehension skills
- To develop correlation between the text and the pictures
- To develop life skills

Engagement:

- Ask the following questions from students:
 - ◆ Have you flown a kite before?
 - ◆ For those who have, ask them to tell the other students how to fly a kite.
 - ◆ Ask any two of them to enact the way it is done.
(If possible, arrange a kite and a long string prior to teaching this lesson)
- Art and craft: Provide each student with different coloured kite paper and paper straws and ask them to make a kite of their choice. (Seek help from the art teacher to take up this activity with the students.)
- Read the lesson aloud in the class. Help the children correlate the text with the given pictures.
- Discuss in class the importance of 'not giving up'.
 - ◆ Ask the students if they have ever been scared of doing something. Ask them how they overcame their fear.
 - You may find about various kite festivals around the world and circulate pictures in the class.
 - Discuss the given exercises and help the students complete them after the lesson.

Learning Outcomes:

- Students will be able to identify the use of kite paper.
- They will be able to develop cognitive and reasoning skills.
- They will be able to develop comprehension skills.
- They will be able to develop correlation between the text and the pictures.
- They will be able to develop the courage to express themselves.

Answer Key: Main Course Book

Get Set!

Accept all appropriate answers.

Read and Understand

A.

1. c. It was a clear and breezy day.
2. a. Afraid of falling.
3. b. When it started flying.
4. a. Welcomed the red kite.
5. c. A huge kite.

B.

1. Roger had a big green and yellow kite and Harry had a little red kite.
2. "I am so afraid! I might fall on a sharp branch or a cruel thorn. I could get hurt!"
3. Matilda jumped high to throw the kite up in the air. She told the kite to try hard.
4. The kite felt very excited.
5. Roger's kite call the purple kite a 'monster' because it was huge and could hurt others.

C.

1. Accept all appropriate answers.
2. Accept all appropriate answers.

Word Wise

D.

1. fall
2. close
3. sharp
4. above
5. high
6. kind
7. push
8. huge.

E.



- | | |
|---------|-----------------|
| 1. sit | a. tennis |
| 2. play | b. a bike |
| 3. ride | c. around |
| 4. run | d. under a tree |



1. Sit- d. under the tree
2. Play- a. tennis
3. Ride- b. a bike
4. Run- c. around

Spell Right

F.

1. Grass
2. Kite
3. Cruel
4. Bush
5. Purple
6. Sky

Understand Grammar

G.

1. Clouds
2. Bottles
3. Foxes
4. Shoulders
5. Babies
6. Dresses
7. Copies
8. Buses
9. Ladies

Use Grammar

H. Accept all appropriate answers.

I. Accept all appropriate answers.

Write Well

J. Accept all appropriate answers.

Life Skills

K. Accept all appropriate answers.

Listen Carefully

- L. Accept all appropriate answers.

Speak Well

- M. Accept all appropriate answers.

Conversation Practice

- N. Accept all appropriate answers.

CHECK YOUR UNDERSTANDING

- A. Accept all appropriate answers.
- B. Accept all appropriate answers.
- C. Accept all appropriate answers.
- D. Accept all appropriate answers.

Answer Key: Activity Book

Read and Understand

A.

1. a. could not fly.
2. b. was afraid.
3. a. a lot of fun.
4. b. wind

B.

1. Little
2. Clear
3. Day
4. Fly



Word Wise

C.

1. Postman- post office
2. Gardener- garden
3. Doctor- hospital
4. Teacher- school
5. Baker- bakery

D.

1. **b e a t** e n
2. **w i s h** e d
3. **f o r g o t** t e n
4. h o l i **d a y**
5. f o **r e s t**
6. **p r a y** e d

1. Beat
2. Wish
3. Forgot
4. Day
5. Rest
6. Pray

E. Accept all appropriate answers.

Spell Right

F.

1. strips
2. kind
3. huge
4. excited
5. hard

G.

1. chain
2. tray
3. always
4. today

5. sail
6. chair
7. drain
8. pail
9. ray
10. spray
11. crayon
12. email

Understand Grammar

H.

1. shelves
2. leaves
3. gloves
4. lilies
5. bushes
6. wolves
7. babies
8. stories

I.

1. day; sky
2. clouds
3. kite
4. birds

Listen and Speak

J.

1. The days were sunny.
2. The trees had strong branches.
3. The children took the tricycles to the middle of the park.
4. The aeroplanes were like dots in the sky

Write Well

K. Accept all appropriate answers.

L.

5. After three hours, we got into the bus and went back to school.

1. We drove down to the museum.

2. First we went towards the science section.

3. There were lifelike models of extinct animals.

4. There were also skeletons of some animals.



What is Pink?

Learning Objectives:

- To develop listening and comprehension skills.
- To recite and enjoy the poem.
- To develop life skills.
- To strengthen motor skills.

Engagement:

- Ask the students the following questions:
 - ◆ Which is their favorite colour and why?
 - ◆ How many colours are there in the rainbow? Name them.
- Tell them the sequence of how they appear in a rainbow and ask them to draw and colour a rainbow in their notebooks.
- Write all the colours mentioned in poem on the blackboard.
 - ◆ Ask all the students one by one, what comes to their mind when they think about these colours. Write what they say on the board.
- Play an indoor game , 'I say___'. Name any colour and ask them to touch one thing of that colour that they see around them.
- Recite the poem in a fun way and do actions along with it. Ask the students to say the poem aloud in the same way. Let them do the actions as they like and enjoy.

Learning Outcomes:

- Students will be able to learn about the importance of having fun.
- They will be able to develop listening and comprehension skills.
- They will be able to recite and enjoy the poem.
- They will be able to develop life skills.
- They will be able to strengthen their motor skills.

3.

The New Club

Lesson Plan

Learning Objectives:

- To develop cognitive and reasoning skills.
- To develop comprehension skills.
- To develop correlation between the text and the pictures.
- To develop life skills.

Engagement:

- Ask the students the following questions:
 - ◆ What all games do you play with your friends?
 - ◆ Ask them to name two indoor and two outdoor games.
- Discuss in class what should be done when someone is hurt. Tell them about first aid. Ask them if they have an incident to share.
- You may take them to the playground if the weather allows and play passing the ball in a circle. Instruct them to take care of each other's safety.
- Read the lesson aloud in the class. Help the children correlate the text with the given pictures.
- Discuss the given exercises and help the students complete them after the lesson.

Learning Outcomes:

- Students will be able to develop cognitive and reasoning skills.
- They will be able to develop comprehension skills.
- They will be able to develop correlation between the text and the pictures.
- They will be able to develop the courage to express themselves.

Answer Key: Main Course Book

Get Set!

Accept all appropriate answers.

Read and Understand

A.

1. b. twelve floors.
2. b. dark and dirty.
3. a. george
4. a. it is rude to disturb people.
5. b. three children who have no place to play.
6. a. find a place to play.

B.

1. George, Sandy and Samuel lived in an apartment.
2. The children played ' ring a doorbell and run ' on the staircase.
3. George fell and hurt himself.
4. Uncle Ben had an extra room in his house where he wanted to start a Kid's club.

C.

1. George said this to the other kids.
2. Sandy said this to the other kids.
3. Uncle Ben said this to the other kids.
4. All the children said this to Uncle Ben.

D. Accept all appropriate answers.

Word Wise

E.

1. you'll
2. they'll
3. i'll
4. what'll

F.

1. fluffy- d. clouds
2. sandy- e. deserts

3. loud- a. voices
4. wooden- c. doors
5. cotton- b. clothes

Spell Right

G.

1. kite
2. bite, lime
3. five, mice, pipes
4. nine, line, mine
5. sides, wide

Understand Grammar

H.

1. are
2. are
3. is
4. is
5. is
6. is
7. are

Use Grammar

I. Accept all appropriate answers.

J.

were
was
were
am

Write Well

K. Accept all appropriate answers.

Listen Carefully

L. Accept all appropriate answers.

Speak Well

M. Accept all appropriate answers.

Conversation Practice

N. Accept all appropriate answers.

Answer Key: Activity Book

Read and Understand

A.

1. Ashley is a member of Save the trees club.
2. Two things club does to help save trees are:
 1. raise money to plant saplings.
 2. care for trees in public spaces.
3. The members of the club would get t-shirts of save the trees as a gift.

B. Accept all appropriate answers.

Word Wise

C.

1. c
2. a
3. d
4. b

D.

1. top
up
2. listen
hear
3. catch
hold
4. under
5. down
below



Spell Right

E.

1. Hammer
2. Bonnet
3. Tunnel
4. Kennel
5. Grammar
6. Dinner

Understand Grammar

F.

1. is
2. am
3. is
4. is
5. are
6. is
7. is
8. is
9. am; are
10. are

G.

1. A camel called the ship of the desert.
2. The camels are working across the desert.
3. Men are riding on the camels.
4. A man is walking beside the camels.

Listen and Speak

Accept all appropriate answers.

Write Well

Accept all appropriate answers.

Tommy's Five Senses

Learning Objectives:

- To develop listening and comprehension skills.
- To recite and enjoy the poem.
- To develop life skills.
- To strengthen motor skills.

Engagement:

- Arrange for things like incense sticks (smell), food (taste), cloth pieces with different texture (touch), music (hear). Ask them to come one by one and describe these things to the class as:
 - ◆ "I see _____."
 - ◆ "I hear _____."
 - ◆ "I smell _____."
 - ◆ "I feel _____."
 - ◆ "It tastes _____."(Arrange the items before teaching the class.)
- Discuss in what happens if they have a cold. Are they able to smell, taste properly? Register individual answers.
- Recite the poem in a fun way and do actions along with it. Ask students to say the poem aloud in the same way. Let them do the actions as they like and enjoy.
- Discuss the given exercises and help students to complete them after the lesson.

Learning Outcomes:

- Students will be able to learn the importance of having fun.
- They will be able to develop listening and comprehension skills.

- They will be able to strengthen motor skills.
- They will be able to recite and enjoy the poem.
- They will be able to develop life skills.

Answer Key: Main Course Book

Enjoy the Poem

A.

1. Tommy has five helpers.
2. The helpers that Tommy has are ears, eyes, hands, tongue and nose
3. Tommy's senses are called helpers as they help him to see, hear, touch, taste and smell.

B. Accept all appropriate answers.

C. Accept all appropriate answers.



4.

May's Breakfast

Lesson Plan

Learning Objectives:

- To develop cognitive and reasoning skills.
- To develop comprehension skills.
- To develop correlation between the text and the pictures.
- To develop life skills.

Engagement:

- Ask the students if they had breakfast in the morning? If they liked their breakfast? Make a list on the blackboard. Ask the students to name the most common breakfast at their home.
- Ask the students if they help their mother in the house to make breakfast? If yes, how?
- Discuss in class why is breakfast important for our diet.
- Read the lesson aloud in the class. Help children correlate the text with the given pictures.
- Discuss the given exercises and help students to complete them after the lesson.

Learning Outcomes:

- Students will be able to develop comprehension skills.
- They will be able to develop correlation between the text and the pictures.
- They will be able to develop life skills.

Answer Key: Main Course Book

Read and Understand

A.

1. Nancy and Sonya- c. toast with jam
2. Grandpa- a. coffee
3. Dad- a. pancake

B.

1. pancake
3. jam
5. toast
7. sugar
9. milk

C.

1. There are six people in May's family. There are Nancy, Sonya, Mum, Dad, Grandpa and Grandma.
2. May pretends that she is riding a horse. Later, she pushes the chair forward and pretends that it is a train.

D.

1. Accept all appropriate answers.
2. Accept all appropriate answers.
3. Accept all appropriate answers.

Word Wise

E.

1. buy
2. week
3. sea
4. their
5. hole

- ### F.
- Accept all appropriate answers.

Spell Right

G.

1. sky
2. my
3. lie
4. tied
5. fly
6. shy

H.

1. fly, sky.
2. tied
3. shy
4. lie
5. my

Understand Grammar

I.

1. swim
2. clapped
3. trumpeted
4. works
5. reads

Use Grammar

J.

did

read, played

coloured, drank

drank

cooked, listened

K. Accept all appropriate answers.

L. Accept all appropriate answers.

Life Skills

M. Accept all appropriate answers.

Listen Carefully

N. Accept all appropriate answers.

Speak Well

O. Accept all appropriate answers.

Conversation Practice

P. Accept all appropriate answers.

Answer Key: Activity Book

Read and Understand

I am round and red.
If you have me once a day,
the doctor will stay away.
I am a/an apple

I am a fruit.
I am long and yellow.
I am a favourite
with monkeys.
I am a/an mango

I am red and round.
I am red inside too.
I am used for salad.
People say I am a vegetable
but I am really a fruit.
I am a/an carrot

I am white.
I am served in a glass or bowl.
I can be had on my own or
with cereal.
I am milk

A.

1. carrot
2. apple

3. banana
 4. milk
- B.** Accept all appropriate answers.
- C.** Accept all appropriate answers.

Word Wise

D.

1. difficult
2. glee
3. hungry
4. heavy
5. fight

E.

1. white, yellow; accept all appropriate answers.
2. mango, orange; accept all appropriate answers.
3. trousers, shorts; accept all appropriate answers.
4. park, museum; accept all appropriate answers.

Spell Right

F.

1. cream
2. friend
3. niece
4. thief
5. leaf
6. each
7. dream
8. bread
9. peach
10. wear
11. wheel

12. keep
13. seat
14. deep
15. field

G.

head wear tea dear fear spread pea pear

SEA	BREAD	BEAR	EAR
<u>tea</u>	<u>spread</u>	<u>pear</u>	<u>dear</u>
<u>pea</u>	<u>head</u>	_____	<u>fear</u>
			<u>wear</u>

Understand Grammar

H.

1. saw
2. played
3. left
4. ran
5. met

I.

1. did
2. got
3. visited
4. blinked
5. talked
6. took
7. worked
8. came
9. sang

10. drove
11. started
12. Told

J.

1. shines
2. fly
3. bloom
4. play; run

Listen and Speak

K. Accept all appropriate answers.

Write Well

L.

CAT 1: bun.

CAT 2: bun.

CAT 1: properly

CAT 2: the

a

CAT 1: half

CAT 2: cannot

came

MONKEY: fighting

equal

each

MONKEY: half

this

half

CATS 1 AND 2: nothing



The Pond in the Village

Learning Objectives:

- To develop listening and comprehension skills.
- To recite and enjoy the poem.
- To develop life skills.

Engagement:

- Ask the students to share about their grandmother. Discuss it in the class.
- Ask them to prepare a speech about their grandmother for 1 minute. They can also bring along a photograph of their grandmother.
(If available, give students a day's time well in advance of this activity.)
- Ask the students what do they know about swimming. Enlighten them about world's fastest swimmers and various kind of swimming competitions organised around the world.
- Recite the poem in a fun way and do actions along with it. Ask the students to say the poem aloud in the same way. Let them do the actions as they like and enjoy.
- Discuss the given exercises and help the students complete them after the lesson.

Learning Outcomes:

- Students will be able to develop listening and comprehension skills.
- They will be able to recite and enjoy the poem.
- They will be able to develop life skills.

Answer Key: Main Course Book

Enjoy the Poem

A.

1. Poet's grandmother enjoyed swimming when she was little.
2. Grandmother's grandmother told her enough was enough.

B. Accept all appropriate answers.

5.

Earth Day

Lesson Plan

Learning Objectives:

- To develop cognitive and reasoning skills.
- To develop comprehension skills.
- To develop correlation between the text and the pictures.
- To develop life skills.

Engagement:

- Ask the students the following questions:
 - ◆ What do you like the most about planet Earth?
 - ◆ How will you feel if that thing is destroyed?
- Organise a poster making activity. Provide them with A3 size white cartridge sheets. They should carry crayons of their choice. The theme can be ' Save our Earth'. They also need to write a suitable slogan for their posters.
(Inform the students about it atleast two days prior to the activity. You may ask the art teacher to help you with this activity.)
- Discuss about 'Earth-hour' in the class.
- Make a big cut out of an Earth on a cardboard. Provide sticky notes to everyone and ask them to write one problem and its possible solution. Then one by one everyone will come and stick them on the cut out.
- Read the lesson aloud in the class. Help the children correlate the text with the given pictures.
- Discuss the given exercises and help the students complete them after the lesson.

Learning Outcomes:

- Students will be able to develop cognitive and reasoning skills.
- They will be able to develop comprehension skills.
- They will be able to develop correlation between the text and the pictures.

Answer Key: Main Course Book

Get Set!

Accept all appropriate answers.

Read and Understand

A.

1. a. Earth day.
2. c. fancy dress competition.
3. b. saving electricity.
4. a. two trees every year.
5. a. pollute or waste.

B.


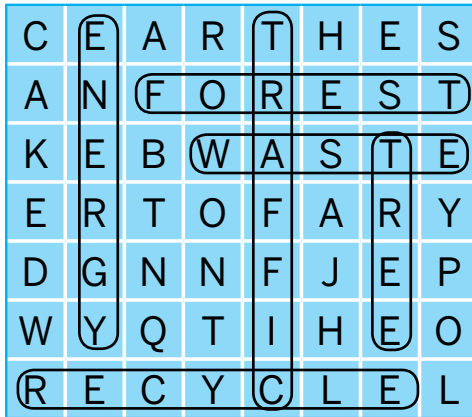
1. The children dressed up as a tree, tiger, water for a fancy dress competition to spread the message of save the earth. This is how the children celebrated Earth day.
2. i. Arnie- a bus
ii. Samantha Kane- a bulb
iii. Greg Stone- a dustbin
iv. Teresa- a tiger
v. Bella- a tree
vi. Jeremy Nichols- water
3. The programme was held in a hall. It was filled with parents and teachers.
4. Accept all appropriate answers.

C.

1. Accept all appropriate answers.
2. Accept all appropriate answers.

Word Wise

D.



Spell Right

E.

1. train
2. holiday
3. played
4. paid

Punctuation

F.

1. Are we going to the village to visit our grandparents?
2. Is the Camel called the Ship of the Desert?
3. Are there many pyramids and palaces in Egypt?
4. Will we ride on camels in the desert?
5. Can we visit the local markets in town?

Understand Grammar

G.

1. A , a
2. an
3. a
4. an
5. an

Use Grammar

- H. Accept all appropriate answers.
- I. Accept all appropriate answers.

Write Well

- J. Accept all appropriate answers.

Life Skills

- K. Accept all appropriate answers.

Listen Carefully

- L. Accept all appropriate answers.

Speak Well

- M. Accept all appropriate answers.

Conversation Practice

- N. Accept all appropriate answers.

Answer Key: Activity Book

Read and Understand

A.

1. b. live and grow.
2. c. recycle things.
3. b. you and me.
4. b. from this very moment.

B.

paper plastic tin trees planet glass



Word Wise

C.

1. take
2. make
3. crack
4. come
5. hold
6. have

D.

- | | |
|------------|--------------|
| 1. waste | a. talk |
| 2. fun | b. gift |
| 3. present | c. garbage |
| 4. nervous | d. enjoyment |
| 5. speak | e. anxious |



Spell Right

E.

fly my ferry berry
cherry spy sky merry

VERY

FERRY

BERRY

CERRY

MERRY

SHY

FLY

MY

SPY

SKY

F.

1. den
2. penny
3. spy
4. key
5. buy
6. stay
7. fly
8. funny
9. cry

Punctuation**G.**

1. Why are you working so hard?
2. We are storing food for winter.
3. Winter is still far away!
4. We will not find any food after summer is gone.
5. What a fool I have been!
6. You should be ready for times of necessity.

Understand Grammar**H.**

1. an elephant.
2. the moon.
3. a tooth.
4. a book.

I.

1. A banana
2. A plant
3. An ant
4. A boy

5. A girl
6. An egg
7. A box
8. An elephant
9. A peanut
10. An octopus
11. A lion
12. An orange

J.

1. an
2. The
3. a
4. the; the
5. the; the
6. the; the
7. the; the
8. the; the; the

Listen and Speak

K. Accept all appropriate answers.

Write Well

L. Accept all appropriate answers.



Seeing things

Learning Objectives:

- To develop listening and comprehension skills.
- To recite and enjoy the poem.
- To develop life skills.

Engagement:

- Ask the students the following questions:
 - ◆ Which insect are you most afraid of? How do you react when you see them?
 - ◆ Which insects can be easily found in night time? Name them?
 - ◆ Do you know about insects which are useful for our crops?
Discuss in the class.
- Ask the children if they pray before going to bed. If yes, ask a few of them to recite those prayers in the class.
- Recite the poem in a fun way and do actions along with it. Ask students to say the poem aloud in the same way. Let them do the actions as they like and enjoy.
- Discuss the given exercises and help the students complete them after the lesson.

Learning Outcomes:

- Students be able to develop listening and comprehension skills.
- They will be able to recite and enjoy the poem.
- They will be able to develop life skills.

Answer Key: Main Course Book

Enjoy the Poem

A.

1. snakes or toads, or bugs, or worms, or mice.
2. awfully nice.
3. happy dreams
4. no

B.

1. mice
2. light

C. Accept all appropriate answers.

D. Accept all appropriate answers.

CHECK YOUR UNDERSTANDING

A.

1. b. Mallory
2. b. France
3. b. with different things.
4. a. not exactly the same.

B. Accept all appropriate answers.

C. Accept all appropriate answers.

MODEL TEST PAPER 1

Answer Key: Main Course Book

From the lessons

A.

1. excited
2. high
3. run
4. coffee
5. reduces

B.

1. True.
2. False.
3. False.
4. False.
5. True.

C.

1. Ryan looked sad because he could not ride his bike. He could not keep his balance and kept falling.
2. The little kite was afraid of falling on a cruel thorn or a sharp branch. It was scared of hurting itself.
3. Uncle Ben had an extra room in his house. He wanted to start that a kid's club there.
4. Three things that May had from breakfast are:
 1. Toast and jam
 2. pancake
 3. coffee milk

- Grade 3 kids were excited to participate in the fancy dress competition. It was organised to celebrate the Earth day on 22nd April.

Reading

D.

- b. bedroom
- c. kitchen
- a. Paula
- b. trapped
- Paula said these words to Drake

E.

- tiptoed
- strange
- light
- trapped
- freed

F.

- tiptoed
- escape
- strange
- bravely
- whispered

Writing

- G.** Accept all appropriate answers.
- H.** Accept all appropriate answers.

Grammar

I.

- We should take care of the environment.
- We see the doctor when we are sick.

3. I am an Italian.
4. The excited children ran up the hill.
5. My grandmother is 62 years old.

J.

1. threw
2. ran
3. bought
4. grew
5. took

K.

an; a,

an

a; an; a



REVISION FUN 1

Answer Key: Activity Book

Reading

A.

1. b. Ash Wednesday
c. Shrove Tuesday.
2. c. hugball
3. a. Derbyshire.
4. a. over 100 players
5. c. 8 hours.

Vocabulary

B.


1. True
2. True
3. False
4. False
5. True

C.

1. fortnight
2. decade
3. dozen
4. score
5. century

D.

- | | |
|----------------------|--------------|
| 1. the pitter patter | a. bees |
| 2. the buzzing | b. leaves |
| 3. the rustling of | c. horns |
| 4. the jingling | d. raindrops |
| 5. the blaring | e. bells |



Grammar

E.

1. Keep the books on the shelves.
2. The buses stood on the road.
3. The babies played in the park.
4. My sister bought new dresses.
5. My grandmother told interesting stories.

F.

1. kept
2. swam
3. found
4. lost
5. rode

Writing

- G.** Accept all appropriate answers.



6.

Alladin and the Magic Lamp

Lesson Plan

Learning Objectives:

- To develop cognitive and reasoning skills.
- To develop comprehension skills.
- To develop correlation between the text and the pictures.
- To develop life skills.

Engagement:

- Ask the students the following questions:
 - ◆ Have you read any fairy tale before? If yes, which one.
 - ◆ Ask a few of them to tell their favourite story in front of the whole class.
- Organise a fancy dress competition and ask the students to choose one character of their choice. Each student should introduce their character and the story they have picked it from.
- Read the lesson aloud in the class. Help the students correlate the text with the given pictures.
- Engage them in a discussion about magicians. If they have ever seen one in a circus.
- Play a 'treasure hunt' game in the class. Hide rewards for students at various places and provide them with hints for the same.
- Discuss the given exercises and help the students complete them after the lesson.

Learning Outcomes:

- Students will be able to develop cognitive and reasoning skills.
- They will be able to develop comprehension skills.

- They will be able to develop correlation between the text and the pictures.
- They will be able to develop like skills.

Answer Key: Main Course Book

Read and Understand

A.

1. a. Aladdin said these words to the uncle.
b. Aladdin was stuck on the steps of the temple in the cave.
c. After being refused the lamp, the uncle left Aladdin stranded on the steps and closed the opening of the cave. Aladdin sat there and cried until he rubbed the lamp and asked the genie to help him.
2. a. Genie said these words to Aladdin.
b. Aladdin was surprised.
c. Genie fulfilled all of Aladdin's wishes

B.

1. The stranger gave some wonderful gifts to Aladdin and his mother. He brought fine clothes, fresh fruits and food for them.
2. When he went down the narrow steps, he found himself in a cave filled with treasure.
3. In fact, the stranger was a magician. He was old and sly. He wanted to use Aladdin for his own gain. He left Aladdin in the cave when he didn't give the lamp to the stranger.
4. Aladdin escaped from the underground cave with the help of Genie.
5. The magician fooled the princess, Aladdin's wife into exchanging the real lamp with the new one.
6. Aladdin mixed a powder in magician's drink with the help of the princess. After the magician fell unconscious, Aladdin found the magic lamp and called Genie for help. This is how Aladdin got back his palace and the princess.

C.

1. Accept all appropriate answers.
2. Aladdin : loving, trusting, honest.
Magician: sly, wicked, cruel

Word Wise

E.

What people are like: cheerful, clever, unhappy, frightened, brave.

What people do: eat, speak, listen, scold, sing.

F.

1. Take
2. Cut
3. Place
4. Squeeze
5. Fill
6. Add
7. Pour
8. Stir

Spell Right

G.

1. dining
2. coming
3. writing
4. riding
5. shining
6. baking

H.

1. shining
2. writing
3. coming
4. riding

5. dining
6. baking

Dictionary Check

I.

1. bag candle star table
2. floor house orange tap
3. flower garden kitten plant
4. dish fork kite plate

Accept all appropriate answers.

Understand Grammar

J.

1. She
2. He
3. He
4. them
5. Him

Use Grammar

K. Accept all appropriate answers.

L. Accept all appropriate answers.

Write Well

M. Accept all appropriate answers.

Life Skills

N. Accept all appropriate answers.

Class Project

O. Accept all appropriate answers.

Listen Carefully

P. Accept all appropriate answers.

Speak Well

Q. Accept all appropriate answers.

Conversation Practice

R. Accept all appropriate answers.

Answer Key: Activity Book

Read and Understand

A.

1. c. woods.
2. b. satyr.
3. a. made porridge.
4. b. could blow hot and cold air with the same breath.

B. Accept all appropriate answers.

Word Wise

C.

1. shoulder
2. cap
3. rope
4. plate
5. apple
6. rice

D.

1. pane
pain
2. piece
peace
3. breaks
brakes



Spell Right

E. Accept all appropriate answers.

F.

1. sky
2. fly
3. fry
4. my
5. deny
6. sty
7. by
8. cry
9. shy
10. try

Understand Grammar

G.

1. I
2. She
3. you; me
4. him
5. us

H.

1. b. him
2. b. her
3. b. her
4. b. it
5. c. it

Listen and Speak

I. Accept all appropriate answers.

Write Well

J. Accept all appropriate answers.

7.

I Love My Baby

Lesson Plan

Learning Objectives:

- To develop cognitive and reasoning skills.
- To develop comprehension skills.
- To develop correlation between the text and the pictures.
- To develop life skills.

Engagement:

- Ask the students the following questions:
 - ◆ Have you seen a puppy with her mother?
 - ◆ Have you seen dogs taking care of their babies?
 - ◆ Ask a few of them to describe the whole event.
- Read the lesson aloud in the class. Help the children correlate the text with the given pictures.
- Ask them to classify a few animals as mammals. They may take help of the animals mentioned in the chapter.
- Divide the class into pairs. One of the students in the pair will be the animal, the other student will be their baby. Ask each of them to mention information regarding their roles.

For example: Animal- Dog.

- ◆ Is it a mammal?
- ◆ What do they eat?
- ◆ What is their natural habitat?

Baby-puppy

- ◆ Do they look cute?
- ◆ How do dogs take care of puppies?
- Discuss the given exercises and help the students complete them after the lesson.

Learning Outcomes:

- Students will be able to develop cognitive and reasoning skills.
- They will be able to develop comprehension skills.
- They will be able to develop correlation between the text and the pictures.
- They will be able to develop life skills.

Answer Key: Main Course Book

Get Set!

A	F	Y	P	X	C	K	U	Y	B
A	A	I	O	P	O	S	S	U	M
N	I	E	L	E	P	H	A	N	T
G	E	A	A	M	X	G	E	J	J
A	Y	V	R	I	Q	P	N	I	E
B	Q	C	B	E	A	V	E	R	A
C	C	E	E	M	C	N	C	Q	X
A	R	M	A	D	I	L	L	O	M
P	Y	P	R	B	A	K	A	Y	B
R	C	Q	B	I	L	O	U	C	P
K	A	N	G	A	R	O	O	K	B

Read and Understand

A.

1. a. It wears a 'coat' made of hard but supple plates. It makes it look like a 'strange little animal'.
b. The armadillo rolls up into a ball when in danger.
c. Mama armadillo gives birth to four babies at a time.
2. a. Beaver's babies.
b. When the babies are older their mother teaches them to:
 1. swim in the river.
 2. catch fish.
 3. build dams.
c. Accept all appropriate answers.

B.

1. Mama polar bear bear her babies in an ice cave.
2. An armadillo eats insects and plants.
3. Kangaroo and opossum carry their young ones in a pouch.
4. When baby opossums are born, they are very tiny, have no hair and cannot see.

- C.** a. Armadillo wears a coat so that they can roll into them. That way, no enemy could touch them.
b. Accept all appropriate answers.

Word Wise

D.



spiderling



kitten



puppy



foal



joey



gosling



fawn



lamb

E.

1. hear
2. Listen
3. listen
4. listen
5. hear
6. hear

7. listen
8. hear

Punctuation

F.

1. A dove saw an ant drowning in a ditch.
2. The dove dropped a leaf into the water.
3. The ant clung on to the leaf and was saved.
4. Just then the ant saw a man getting ready to catch the dove.
5. Just as he was about to throw a net the ant bit his ankle.
6. The man yelled in pain and the dove flew off.

Use Grammar

G.

1. cold
2. four
3. good
4. beautiful
5. four
6. yellow
7. long
8. thirty-one

H.

1. clever.
2. cold.
3. green.
4. wet.

Write Well

- I. Accept all appropriate answers.

Listen Carefully

- J. Accept all appropriate answers.

Answer Key: Activity Book

Read and Understand

A.

1. Dinosaurs appeared long, long before man appeared on the Earth.
2. Over 300 kinds of dinosaur lived on the earth.
3. Stegosaurus had plates on its back.
4. The smallest dinosaur was the size of a chicken.
5. The largest dinosaur might have been the Seismosaurus, at nearly 150 feet!

Word Wise

B.

- | | |
|----------|----------|
| 1. clock | a. bow |
| 2. rain | b. cloth |
| 3. book | c. ball |
| 4. over | d. work |
| 5. foot | e. worm |
| 6. table | f. coat |

C.

1. on
2. next to
3. in front of
4. at
5. behind
6. in

Spell Right

D.

1. Line lone lane
2. Pale pile pole
3. Poop poll pope



4. Hear heat head

5. With wire wine

Understand Grammar

E. Accept all appropriate answers.




_____ sunny _____



_____ windy _____



_____ rainy _____



_____ cold _____

Listen and Speak

F. Accept all appropriate answers.

Write Well

G. Accept all appropriate answers.

On The Way Home

Lesson Plan

Learning Objectives:

- To develop listening and comprehension skills
- To recite and enjoy the poem
- To develop life skills

Engagement:

- Ask the students the following questions:
 - ◆ What all did you see on their way to school in the morning? Let them share it with the class. Make a list of things on the blackboard.
- Discuss in class three ways of greeting people and three ways of saying goodbye.
- Ask the students to recollect the last time they were late in reaching home. What did they tell their mother and why?
- Recite the poem in a fun way and do actions along with it. Ask students to say the poem aloud in the same way. Let them do the actions as they like and enjoy.
- Discuss the given exercises and help the students complete them after the lesson.

Learning Outcomes:

- Students will be able to develop listening and comprehension skills.
- They will be able to recite and enjoy the poem.
- They will be able to develop life skills.

Answer Key: Main Course Book

Enjoy the Poem

A.

1. a. butterfly
2. c. to school?

B.

SAW	DID
spider's web	waved goodbye to the spider
a leaf	looked at it
some dew	looked at it
butterfly	tried to catch him in his hand

C. Accept all appropriate answers.

D. Accept all appropriate answers.

CHECK YOUR UNDERSTANDING

A. Accept all appropriate answers.

B. Accept all appropriate answers.

C. Accept all appropriate answers.

D.

allo (duck) + saurus (lizard) = allosaurus

avi (bird) + saurus (lizard) = avisaurus

tri (three) + cera (horn) + tops = triceratops



8.

Mr Sun Takes a Holiday

Lesson Plan

Learning Objectives:

- To develop cognitive and reasoning skills
- To develop comprehension skills
- To develop correlation between the text and the pictures
- To develop life skills

Engagement:

- Ask the students the following questions.
 - ◆ Why do you think Sun is important to our solar system and also for life on Earth? Discuss relevant information regarding the same with the students.
- Ask the students about the use of sunlight and how can it be stored and used.
- Read the lesson aloud in the class. Help the children correlate the text with the given pictures.
- Ask them what would they have done if Sun didn't rise one day.
- Discuss the given exercises and help the students complete them after the lesson.

Learning Outcomes:

- Students will be able to develop cognitive and reasoning skills.
- They will be able to develop comprehension skills.
- They will be able to develop correlation between the text and the pictures.
- They will be able to develop observation skills.
- They will be able to develop life skills.

Answer Key: Main Course Book

Get Set!

Accept all appropriate answers.

Read and Understand

A.

1. disappeared
2. is not; did not
3. a. went home
b. went to sleep
c. stayed hungry
4. froze
5. went away

B.

1. Squirrels got frightened and thought something was wrong. That is why they rushed home.
2. People stopped what they were doing. They rushed home because they were scared.
3. Snow was happy when the Sun was taking the holiday. It was because now the Sun could not melt her and she can do as she like.
4. When the Sun came out he was shocked to see what everybody was doing (Accept all appropriate answers).

C.

1. The drooping flowers and plants raise their heads.
2. The pigeons left their nest to find food for its chicks.
3. The girl went for her football match.
(Accept all appropriate answers.)

Word Wise

D.

SUMMER



MONSOON



WINTER



cool drinks	umbrella	gloves
cotton clothes	raincoat	sweater
mangoes	floods	blankets

E.

F	B	E	T	I	N	Y	D	N	Y	B	F	D
S	O	H	O	S	T	R	A	I	G	H	T	I
H	R	G	M	D	O	S	F	D	N	Y	I	F
O	I	E	A	R	N	O	F	U	L	L	U	F
R	N	A	T	E	G	U	I	H	E	A	V	Y
T	G	S	O	S	S	R	C	I	P	H	D	C
S	O	Y	R	L	L	E	U	P	E	E	K	U

interesting
sweet
crooked
light empty
huge long
difficult

Sour

Straight

Heavy

Full

Tiny

short

Easy

sentences: Accept all appropriate answers.

F.

1. dr o o ping
2. ha p p y
3. fr e e zes
4. cu t t ing
5. ca n n ot
6. hi s s ed

Spell Right**G.**

1. high
2. rises
3. smile
4. evening
5. bite
6. juice
7. Giraffe

Dictionary Check**H.**

1. cattle chain circle cloud cotton crab
2. farm festival field flag forest freedom

Understand Grammar**I.**

angrily
now
here
out
suddenly
safely



Use Grammar

- J. Accept all appropriate answers.
- K. Accept all appropriate answers.

Write Well

- L. Accept all appropriate answers.

Life Skills

M.

- drying clothes outdoors
- growing plants in a greenhouse

Listen Carefully

- N. Accept all appropriate answers.

Speak Well

- O. Accept all appropriate answers.

Conversation Practice

- P. Accept all appropriate answers.

Answer Key: Activity Book

Read and Understand

A.

1. his horse.
2. the man did not jump up and bow to him.
3. it was solar eclipse.

B.

1. Everybody was afraid of the cruel king who ruled over a vast kingdom.
2. The king saw a man who was sitting quietly under a tree.
3. The man was put in jail as he bow to the king.



4. The man declared that the sun won't rise in the king's kingdom because the king is putting an innocent man in prison. As the sun wasn't seen the next day because of the solar eclipse, the king was frightened and freed the man.

Word Wise

C.

1. sunrise
2. midday
3. evening
4. sunset
5. midnight

D.

1. tube
2. bowl
3. bouquet
4. packet
5. cup
6. glass
7. sack
8. bundle

Spell Right

E.

1. building
2. garden
3. morning
4. greenery
5. beautiful
6. lovely
7. happiest
8. delicious

9. living
10. knife

F.

1. ribbon
2. carry
3. loss
4. sparrow
5. parrot
6. cobbler
7. muddy
8. hidden
9. class
10. riddle
11. rabbit
12. odd
13. hurry
14. less
15. grass

Understand Grammar

G.

1. how
2. when
3. when
4. where
5. how
6. how
7. how
8. where

H.

1. outside

2. soon
3. silently
4. neatly
5. everywhere
6. quickly
7. kindly

I.

1. sweetly
2. greedily
3. easily
4. slowly
5. softly

Listen and Speak

J. Accept all appropriate answers.

Write Well

K. Accept all appropriate answers.



9.

Tara and Alec

Lesson Plan

Learning Objectives:

- To develop cognitive and reasoning skills
- To develop comprehension skills
- To develop correlation between the text and the pictures
- To develop life skills

Engagement:

- Ask the students the following questions.
 - ◆ Have you ever been to see a circus? What all animals did you see there? How are they treated in the circus? Engage the students in an informed discussion.
 - ◆ Have you come across any injured animal recently? What did you do in that situation?
- Read the lesson aloud in the class. Help the children correlate the text with the given pictures.
- Ask them to prepare a skit with characters like a dog, a bird, a cow and four people with them. Instruct them to tend and take care of these animals who are in need of help.
(Inform about this activity atleast a week back. Provide familiar settings for the skit. For example a dairy farm for cow, a busy for a dog and a park for the bird)
- Ask the students to bring small containers in which water can be poured. Take them to the playground if weather allows and place the containers near a tree for birds.
- Discuss the given exercises and help the students complete them after the lesson.

Learning Outcomes:

- Students will be able to develop cognitive and reasoning skills.
- They will be able to develop comprehension skills.
- They will be able to develop correlation between the text and the pictures.
- They will be able to develop life skills.

Answer Key: Main Course Book

Get Set!

Accept all appropriate answers.

Read and Understand

A.

1. c. a brave girl who helped a lost elephant.
2. b. zoo
3. b. park
4. c. ate it

B.

1. She rushed home and changed her clothes.
2. She got the apples from the fruit shop.
3. She offered the apples to the elephant.
4. The keeper let Tara sit on elephant's back.

C.

1. Accept all appropriate answers.
2. Accept all appropriate answers.

Word Wise

D.

1. nice
2. unkind

3. enormous
4. scare

E.

1. cap
2. museum
3. lake
4. snake
5. room
6. flowers

F.

1. isn't
2. aren't
3. didn't
4. hadn't
5. wasn't
6. doesn't

G. Accept all appropriate answers.

Spell Right

H.

1. Coat
2. Phone
3. Arrow
4. Goat
5. Window
6. potato

Punctuation

I.

1. LION: how dare you wake me up?
2. MOUSE: Please let me go.



3. Few days later the lion was caught in a net.
4. LION: Somebody please help me.
5. MOUSE: I will cut the net and set you free.
6. LION: A small mouse can even be a friend.
7. The new friends walked away together.

Understand Grammar

J.

1. on
2. in
3. up
4. under
5. between

Use Grammar

- K.** Accept all appropriate answers.
- L.** Accept all appropriate answers.

Write Well

- M.** Accept all appropriate answers.

Communication skills

- O.** Accept all appropriate answers.

Speak Well

- P.** Accept all appropriate answers.

Conversation Practice

- Q.** Accept all appropriate answers.

Answer Key: Activity Book

Read and Understand

A.

1. a. ivory.
2. b. 11.5 litres.
3. a. grass and small branches.
4. b. Africa and Asia.

B. Accept all appropriate answers.

C.

fly run climb crawl glide
gallop sweep walk trumpet
eat drink smell wash

Word Wise

D.

1. I'm
2. we're
3. it's
4. he's
5. she's
6. they're

E.

1. faithful
2. illness
3. peaceful
4. stillness
5. cheerful

Spell Right

F.

1. food
2. stool
3. rude
4. wash
5. stuff
6. great

G.

1. mouse
2. mouth
3. power
4. how
5. shower
6. loud
7. house
8. now
9. out
10. cow
11. south
12. crown

Punctuation

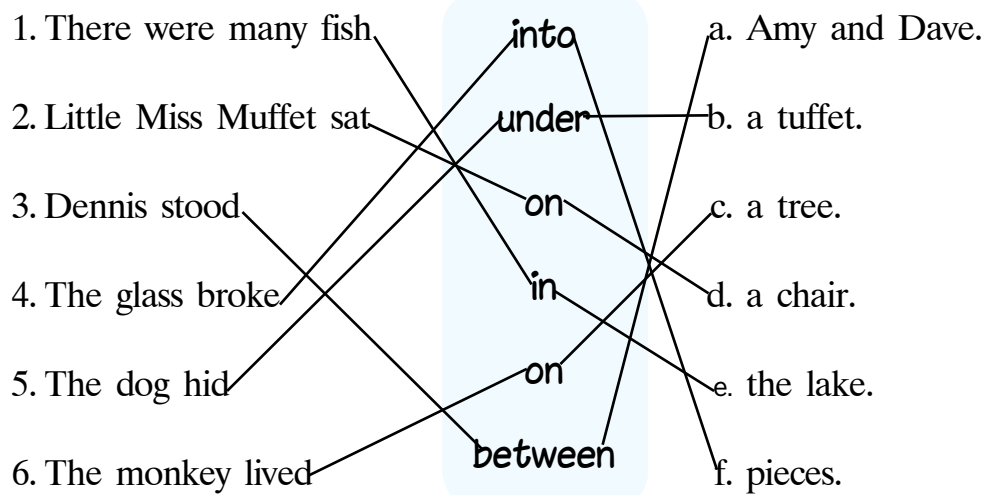
H. Once a poor slave in Rome, named Androcles, ran away from his master. He wandered into the forest and found a lion! The lion was in great pain and held out its paw. A huge thorn was stuck there. Androcles took out the thorn and the lion became his friend. Soon, both the lion and Androcles were captured. Androcles was thrown into the arena to fight the lion. When the lion let loose, it rushed towards its victim. It was the same lion that had been Androcle's friend. The lion licked his hand and lay at his feet. The emperor, upon hearing Androcle's story, set both of them free!

Understand Grammar

I.

1. beside
2. on
3. in
4. behind
5. on
6. at

J.



Listen and Speak

- K. Accept all appropriate answers.
- L. Accept all appropriate answers.

The House that Jack Built

Learning Objectives:

- To develop listening and comprehension skills
- To recite and enjoy the poem
- To develop life skills

Engagement:

- Ask the students the following questions.
 - ◆ Have you ever seen a house under construction?
 - ◆ Ask them to name a few things they noticed around that place. Write those things on the blackboard.
- Recite the poem in a fun way and do actions along with it. Ask the students to say the poem aloud in the same way. Let them do the actions as they like and enjoy.
- Ask the students to pick up one character from the poem and enact the scene as seen in the poem.
- Discuss the given exercises and help the students complete them after the lesson.

Learning Outcomes:

- Students will be able to develop listening and comprehension skills
- They will be able to recite and enjoy the poem
- They will be able to develop life skills

Answer Key: Main Course Book

Enjoy the Poem

A.

1. it is used six times; Accept all appropriate answers.
2. The other phrases that have been repeated are:
The cheese that lay – five times
chased the rat – three times
3. Accept all appropriate answers.

B. Accept all appropriate answers.



10.

Prudent Hans

Lesson Plan

Learning Objectives:

- To develop cognitive and reasoning skills
- To develop comprehension and inferential skills
- To develop correlation between the text and the pictures
- To develop life skills

Engagement:

- Ask the students the following questions.
 - ◆ How do you help their mother?
 - ◆ Have your mother ever asked you to bring anything from the market? If yes, what? (Ask them to share their experience of buying things from the market.)
- Ask them if they have ever seen a bill? Draw the format for a bill on the blackboard. Ask them to list a few things they buy from market along with their prices.
- Read the lesson aloud in the class. Help the students correlate the text with the given pictures.
- Try to create a market scene in the class. For example, use placards for name of the shops. Some students can become shopkeepers and few of them could be customers.
(If possible assign the roles two days prior to the enactment. Collect things which can signify properly that it's a market place, for example, items to be sold, bills, paper or jute bags)
- Discuss the given exercises and help the students complete them after the lesson.

Learning Outcomes:

- Students will be able to develop cognitive and reasoning skills.
- They will be able to develop comprehension skills.
- They will be able to develop correlation between the text and the pictures.
- They will be able to develop life skills.

Answer Key: Main Course Book

Get Set!

Accept all appropriate answers.

Read and Understand

A.

1. b. Mother.
2. a. being outside.
3. b. in his pocket.
4. a. on his head.

B.

1. Hans lived in a little town with his mother.
2. Hans wasn't clever boy as he was unable to follow his mother's instructions properly.
3. Hans was an obedient child as he did whatever his mother asked him to do at once.

C. Accept all appropriate answers.

Word Wise

D.

S	J	K	E	A	T	T	E	U
E	H	N	B	V	R	E	A	D
A	S	E	E	F	E	A	S	O
F	D	E	E	P	E	X	Y	B

1. sheep

2. breathing
3. speak
4. leaf
5. keeping
6. peep
7. teacher
8. bead
9. neat

Dictionary Check

E.

1. crash, cream, crisp, crow, cruel
2. rabbit, race, rain, rash, ray

Understand Grammar

F.

1. and
2. but
3. or
4. so
5. because

Use Grammar

G.

1. I like oranges and apples.
2. I love cricket but I don't like football.
3. I like reading books because they tell me about different countries.
4. You can choose a red shirt or a blue shirt.

Write Well

- H. Accept all appropriate answers.

Communication Skills

- I. Accept all appropriate answers.

Speak Well

- J. Accept all appropriate answers.

Conversation Practice

- K. Accept all appropriate answers.

CHECK YOUR UNDERSTANDING

- A. Accept all appropriate answers.
- B. Accept all appropriate answers.
- C. Accept all appropriate answers.

Answer Key: Activity Book

Read and Understand

A.

1. eggs; trees
2. Japan
3. seas
4. organ
5. singing

B.

1. Sings-things
2. spain-rain
3. seas-trees
4. Japan-man

Word Wise

C.

1. How

2. Who
3. When
4. What
5. Where

D.

1. Daisy's
2. Victor's
3. Zookeeper's
4. baker's
5. Josh's
6. Elephant's

E. un- just

dis-appear

in-complete

dis-agree

un-happy

un-lucky

in-correct

dis-honest

Spell Right

F.

1. ceiling
2. chief
3. their
4. weight
5. receive
6. height

Understand Grammar

G.

1. b. and
2. b. because
3. b. so
4. a. but
5. b. and
6. c. or
7. a. and

Listen and Speak

H. Accept all appropriate answers.

Write Well

I. Accept all appropriate answers.

MODEL TEST PAPER 2

Answer Key: Main Course Book

From the lessons

A.

1. False
2. True
3. False
4. False
5. False

B.

1. Aladdin's uncle wanted the golden lamp. No, he didn't get the lamp.
2. Hans bought the bacon, tied a string around it and dragged it across town—over hill and down dale, through ditches and grass the bacon was dragged until some dogs got to it. By the time Hans got home, only the string remained.
3. The people stopped whatever they were doing and rushed home.
4. Tara got the from the fruit shops near her house. She offered the apples to the elephant.
5. They are taught to swim and hunt so that they quickly learn to catch fish and seals and to take care of themselves.

C.

1. garbage- another name for rubbish
2. playground- a place where children play
3. trampled- stepped on or crushed

4. farm-a place where crops are grown
5. frightened- afraid

Reading

D.

1. False
2. False
3. True
4. False
5. True

E.

1. a comfortable
2. b. in amazement
3. a. saw
4. b. flew
5. a. unknown

F.

1. sad
2. smiled
3. comfort
4. elf
5. lived

Writing

- G.** Accept all appropriate answers.
- H.** Accept all appropriate answers.

Grammar

I.

he; He

She; She

they

J.

1. early
2. softly
3. outside
4. tomorrow

K.

1. in
2. in
3. under
4. up
5. over
6. on



REVISION FUN 2

Answer Key: Activity Book

Reading

A.

1. b. grow
2. b. plants
3. a. plants
4. c. carnivores

B. Accept all appropriate answers.

C.

1. milk, water and juice.
2. cheese, cereals, greens, beans, vegetables, rice, salads, eggs and fruits.
3. All day long.
4. To stay healthy and strong.
5. Accept all appropriate answers.

Vocabulary

D.

1. bear
2. flour
3. hare
4. road
5. steel

E.

1. peacock
2. bat
3. wolf
4. gold
5. owl

Grammar**F.**

1. on
2. under
3. in
4. with
5. behind

G.

1. Sam was late for school because he missed the bus.
2. A panda has black and white fur.
3. Andy went out to play after he finished his homework.
4. Turtles live in the sea while tortoises live on land.
5. Susan wanted to ride a bicycle but she did not know how to.

Writing

H. Accept all appropriate answers.

I. Accept all appropriate answers.



92 51 9260881-2

www.thepublishers.online

